به چندین هنر آراسته ام

گشتاور

طراحی ابزار و ماشین آلات صنعتی



FEEDER 2015

سیستم های پیشبر پنوماتیکی نوار فلزی

Feeders

Pneumatic strip Feeder system

Gashtavar pneumatic Feeders are produced to feed automatically strips for pressing and mechanical functions that require stroked feed elements.

In this product feeding stroke, strip width and feeding speed are adjustable easily.

Feeder mechanism is simply based on several standard pneumatic equipments which are available in industrial markets.

Feeder Process: There are two steps in our Feeders that each one of them has some motions.

Step 1 - Loading: This step occurs when solenoid valve is on (there is electric current). We have no motion in strip at this time. So, the fix clamp is on and mobile clamp leaves strip and goes back.

Step 2 – Feeding: When solenoid valve is off, this step starts. In this stage, fix clamp leaves strip. Afterwards, mobile clamp gets it and immediately moves straight.

Notice: it is important to adjust the time that solenoid vale is on or off specially, when feeding speed is high. A limit switch or sensor in motion cam sends signal to solenoid vale and then Step 1 starts. To send this signal, you should use a cam which sends signal in half time of cycle.

Selecting Feeder: By regret to stroke and strip width, the suitable feeder should be chosen from general table. (For instance, you will select a BY model for stroke 345 millimeter and strip width 215 millimeter) this table illustrates maximum sizes and for less sizes feeder are adjustable. You can share your demands and problems to our expresses. Even in some cases, it's possible to design your special and suitable feeder.

To have more information, go to www.gashtavar.com

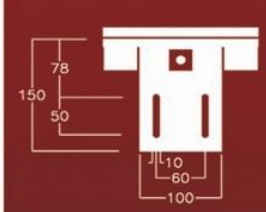

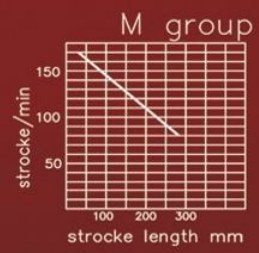

Type	Strip width (mm)	Stroke (mm)	Thichness (mm)	Fix clamp force (kg)	Mobile clamp force (kg)	Tranction force (kg)	A (mm)	Speed (min/cycle)
m40	100	40	0.8	50	50	50	300	170
m90	100	90	0.8	50	50	50	400	150
m190	100	190	0.8	50	50	50	600	120
m290	100	290	0.8	50	50	50	800	80

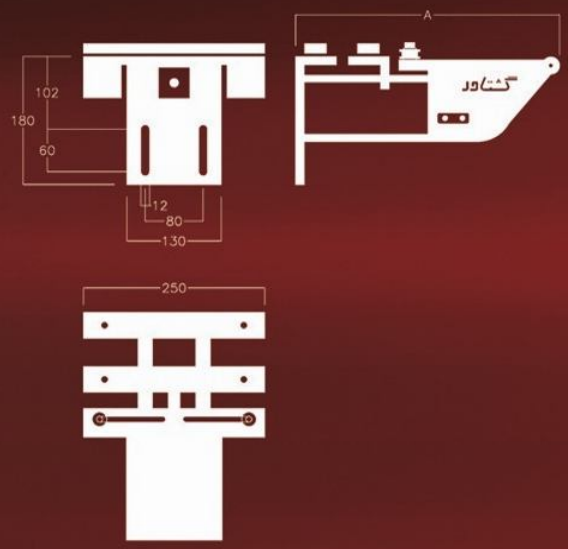

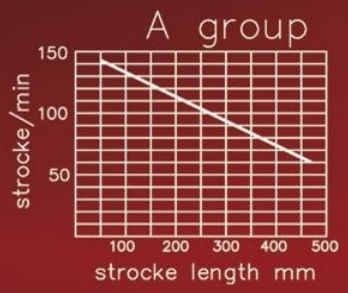

Type	Strip width (mm)	Stroke (mm)	Thichness (mm)	Fix clamp force (kg)	Mobile clamp force (kg)	Tranction force (kg)	A (mm)	Speed (min/cycle)
AU	150	70	1	120	120	75	480	140
AV	150	120	1	120	120	75	530	130
AW	150	170	1	120	120	75	580	120
AX	150	270	1	120	120	75	680	100
AY	150	370	1	120	120	75	780	80
AZ	150	470	1	120	120	75	980	60

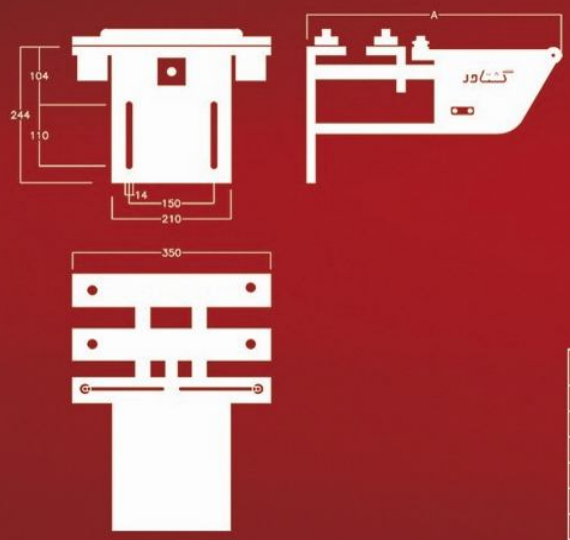

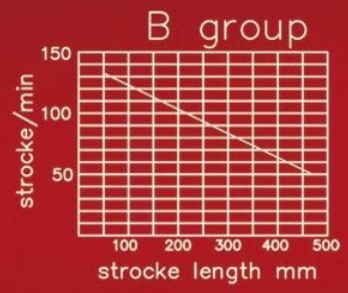

Type	Strip width (mm)	Stroke (mm)	Thichness (mm)	Fix clamp force (kg)	Mobile clamp force (kg)	Tranction force (kg)	A (mm)	Speed (min/cycle)
BU	250	70	2	190	190	115	480	130
BV	250	120	2	190	190	115	530	120
BW	250	170	2	190	190	115	580	100
BX	250	270	2	190	190	115	680	80
BY	250	370	2	190	190	115	780	60
BZ	250	470	2	190	190	115	980	50

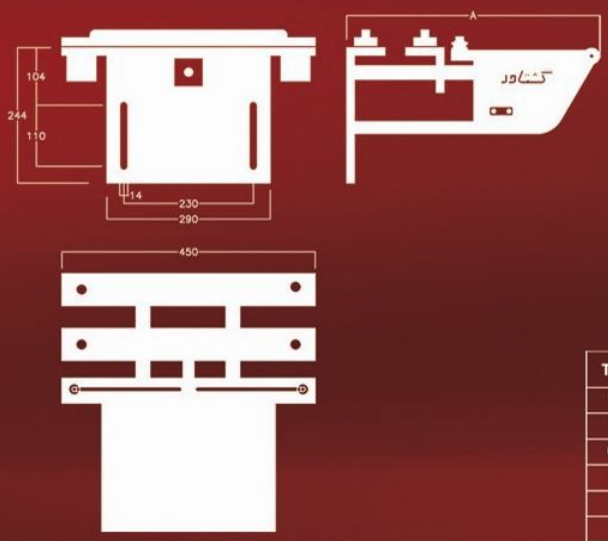

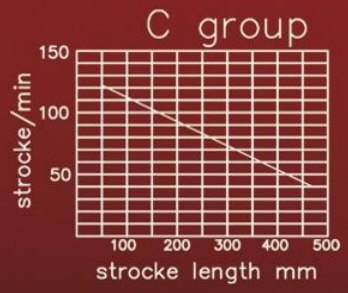

Type	Strip width (mm)	Stroke (mm)	Thichness (mm)	Fix clamp force (kg)	Mobile clamp force (kg)	Tranction force (kg)	A (mm)	Speed (min/cycle)
CU	350	70	2	190	190	115	480	120
CV	350	120	2	190	190	115	530	110
CW	350	170	2	190	190	115	580	100
CX	350	270	2	190	190	115	680	80
CY	350	370	2	190	190	115	780	60
CZ	350	470	2	190	190	115	980	40

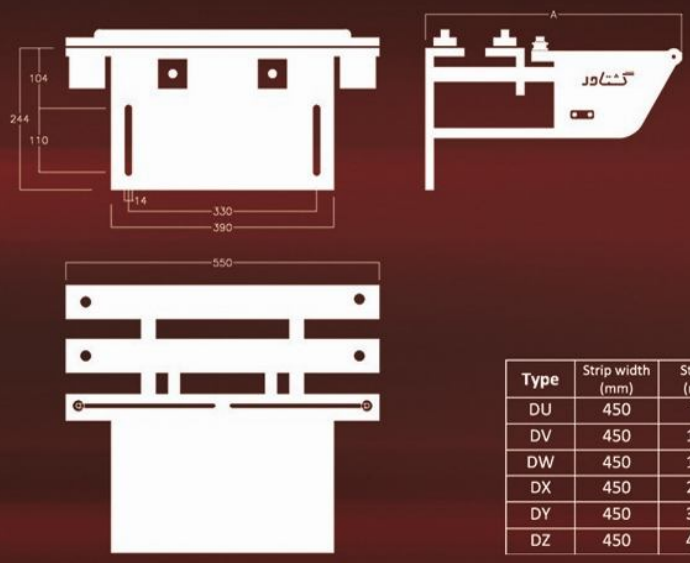

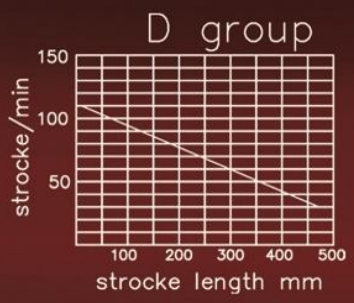

Type	Strip width (mm)	Stroke (mm)	Thichness (mm)	Fix clamp force (kg)	Mobile clamp force (kg)	Tranction force (kg)	A (mm)	Speed (min/cycle)
DU	450	70	1.5	320	320	240	480	100
DV	450	120	1.5	320	320	240	530	90
DW	450	170	1.5	320	320	240	580	70
DX	450	270	1.5	320	320	240	680	60
DY	450	370	1.5	320	320	240	780	40
DZ	450	470	1.5	320	320	240	980	30

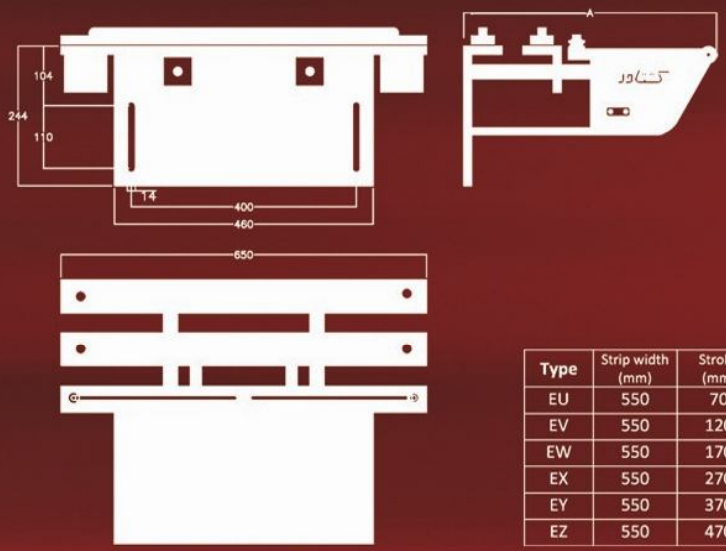

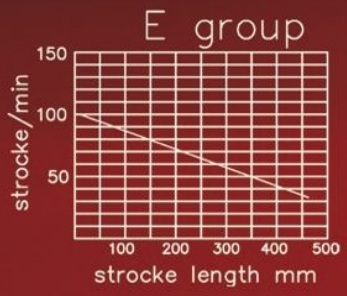

Type	Strip width (mm)	Stroke (mm)	Thichness (mm)	Fix clamp force (kg)	Mobile clamp force (kg)	Tranction force (kg)	A (mm)	Speed (min/cycle)
EU	550	70	1.5	320	320	240	480	90
EV	550	120	1.5	320	320	240	530	80
EW	550	170	1.5	320	320	240	580	65
EX	550	270	1.5	320	320	240	680	50
EY	550	370	1.5	320	320	240	780	40
EZ	550	470	1.5	320	320	240	980	30

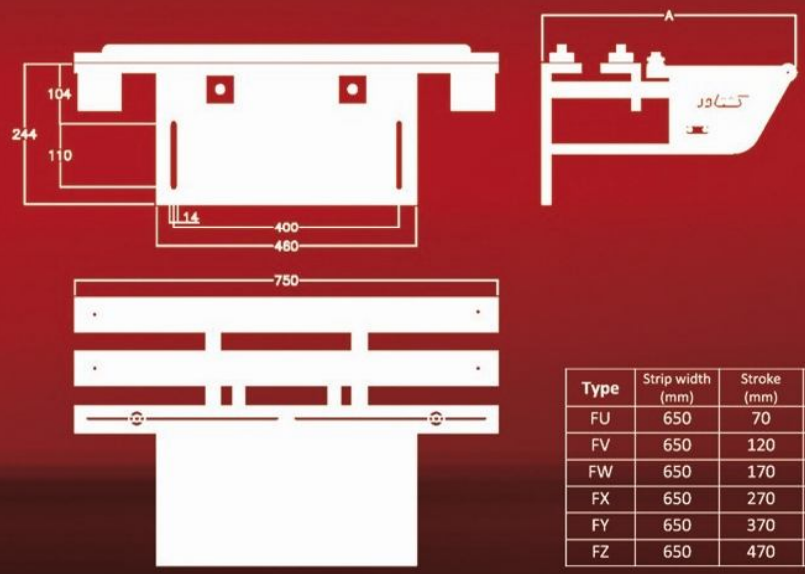

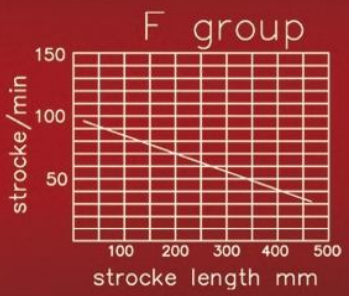

Type	Strip width (mm)	Stroke (mm)	Thichness (mm)	Fix clamp force (kg)	Mobile clamp force (kg)	Tranction force (kg)	A (mm)	Speed (min/cycle)
FU	650	70	1.5	320	320	240	480	90
FV	650	120	1.5	320	320	240	530	80
FW	650	170	1.5	320	320	240	580	65
FX	650	270	1.5	320	320	240	680	50
FY	650	370	1.5	320	320	240	780	40
FZ	650	470	1.5	320	320	240	980	30

جدول عمومی فیدرهای گشتاور

نمای دستگاه از جلو	گروه	مدل	عرض نوار (mm)	کورس (mm)	ضخامت ورق (mm)	نیروی گیره ثابت (kg)	نیروی گیره متحرک (kg)	نیروی کالسکه (kg)	مصرف هوا (لیتر سیکل)	وزن فیدر (kg)	سرعت (دقیقه/سیکل)
	m	m40	100	40	0.8	50	50	50	0.18	7	170
		m90	100	90	0.8	50	50	50	0.25	7.5	150
		m190	100	190	0.8	50	50	50	0.35	8	120
		m290	100	290	0.8	50	50	50	0.45	8.5	90
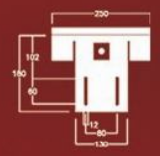	A	AU	150	70	1	120	120	75	0.3	16	140
		AV	150	120	1	120	120	75	0.5	17	130
		AW	150	170	1	120	120	75	0.7	18	120
		AX	150	270	1	120	120	75	0.9	20	100
		AY	150	370	1	120	120	75	1.2	22	80
		AZ	150	470	1	120	120	75	1.4	24	60
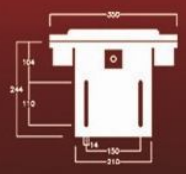	B	BU	250	70	2	190	190	115	0.4	29	130
		BV	250	120	2	190	190	115	0.6	30	120
		BW	250	170	2	190	190	115	0.8	31	100
		BX	250	270	2	190	190	115	1.2	33	80
		BY	250	370	2	190	190	115	1.6	35	60
		BZ	250	470	2	190	190	115	2	37	50
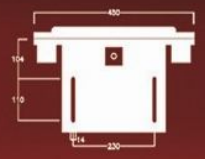	C	CU	350	70	2	190	190	115	0.4	37	120
		CV	350	120	2	190	190	115	0.6	38	110
		CW	350	170	2	190	190	115	0.8	39	100
		CX	350	270	2	190	190	115	1.2	41	80
		CY	350	370	2	190	190	115	1.6	43	60
		CZ	350	470	2	190	190	115	2	45	40
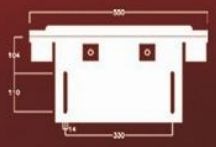	D	DU	450	70	1.5	330	330	240	0.7	48	100
		DV	450	120	1.5	330	330	240	0.9	50	90
		DW	450	170	1.5	330	330	240	1.1	52	70
		DX	450	270	1.5	330	330	240	1.4	55	60
		DY	450	370	1.5	330	330	240	1.9	58	40
		DZ	450	470	1.5	330	330	240	2.3	61	30
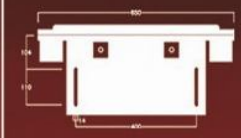	E	EU	550	70	1.5	330	330	240	0.7	55	90
		EV	550	120	1.5	330	330	240	0.9	57	80
		EW	550	170	1.5	330	330	240	1.1	59	65
		EX	550	270	1.5	330	330	240	1.5	62	50
		EY	550	370	1.5	330	330	240	1.9	65	40
		EZ	550	470	1.5	330	330	240	2.3	68	30
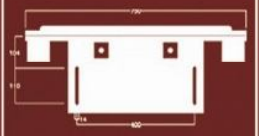	F	FU	650	70	1.5	330	330	240	0.7	60	90
		FV	650	120	1.5	330	330	240	0.9	62	80
		FW	650	170	1.5	330	330	240	1.1	64	65
		FX	650	270	1.5	330	330	240	1.5	67	50
		FY	650	370	1.5	330	330	240	1.9	70	40
		FZ	650	470	1.5	330	330	240	2.3	73	30

- فیدرهای متفاوت با لیست را می توانید مطابق با خواسته خود سفارش دهید.
- سیستم ها دارای یک سال و یا یک میلیون سیکل کاری گارانتی می باشند.
- راهنمای انتخاب، نصب و راه اندازی را مطالعه فرمایید.
- ارقام مربوط به سرعت، نیرو و مصرف هوا در جدول، براساس حداکثر کورس و حداکثر عرض و فشار هوای 6 اتمسفر محاسبه شده است.

گشتاور
طراحی ابزار و ماشین آلات صنعتی

FEEDER

سیستم های پیشبر پنوماتیکی نوار فلزی

دفتر : تهران ، دو راهی قلهک ، جنب بیمارستان ایران مهر ، نبش کوچه افسر ، ساختمان لادن ، طبقه ۳، واحد ۷
تلفن : ۰۲۱-۲۲۶۳۷۱۹۰ فاکس : ۰۲۱-۲۲۶۰۸۰۰۵
کارخانه : تهران ، کیلومتر۲۰ جاده دماوند ، شهرک صنعتی خرمدشت ، بلوار اصلی ، خیابان سوم شرقی ، پلاک ۵۹
تلفن : ۲- ۰۲۱-۷۶۲۱۵۹۷۱ فاکس : ۰۲۱-۷۶۲۱۵۵۷۹
www.gashtavar.com Email:info@gashtavar.com

DESIGN BY A&M
09354548902